

Sensors

Sensors

Aim: What are the different types of sensors used in robotics?

Do Now: Make a list of the sensors you already know and any information you can remember about them.

Sensors

Sensors are used for a variety of reasons:

- to help control movement and steering,
- to allow us to avoid damaging crashes, and even
- to contribute to accuracy in shooting.

They measure:

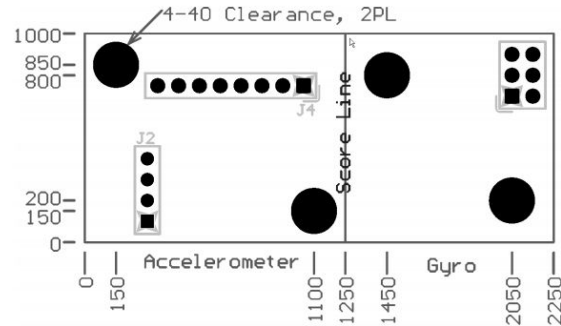
- distance,
- direction,
- acceleration,
- angle of positioning, and more.

Digital vs Analog Sensors

- There are 2 types of sensors: digital and analog
- Digital measures if it is on or off
 - Think of a limit switch; it is either hit or not
- Analog measures on a scale, usually from 0 to 1
 - Think of an accelerometer; it doesn't just measure if you are moving, but how fast you are moving

Accelerometers

- used to analyze acceleration of robot
- uses vibrations to determine speed
- connected to digital sidecar (digital I/O)
- connected to gyroscope
- multiple varieties (two-axis analog/three-axis)



Gyroscopes

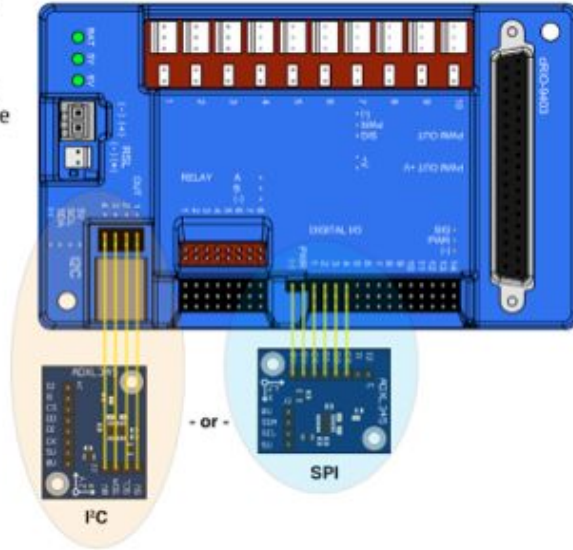
- connected to accelerometer
- uses gravity to determine orientation/angle
- includes rotor, axis, and wheel
- used for guidance/stability/control
- can be disconnected from accelerometer, wired similarly
- In order to be accurate, it needs to be at the center of the robot



Accelerometer/Gyroscope Wiring

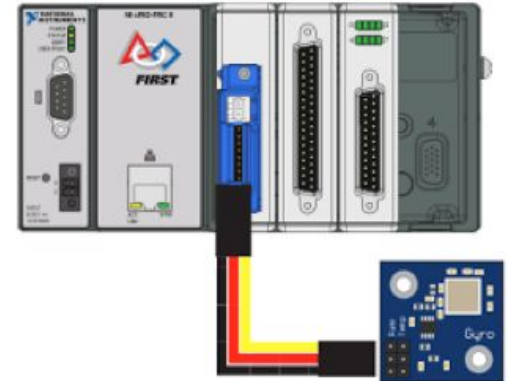
Accelerometer

Connect the accelerometer using either the I²C or SPI method.




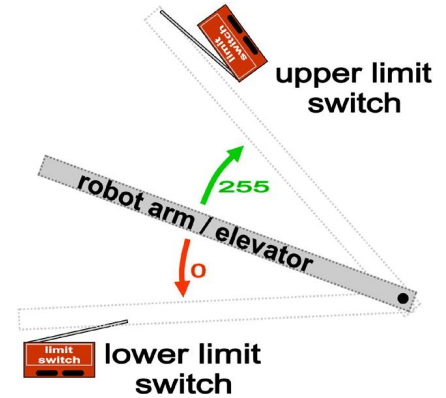
Gyroscope

Connect the rate and temp headers to the Analog Breakout as shown.



Limit Switches

- used to prevent movement past a certain point (controlled movement of arms, etc.)
- connected to signal and ground
- must be pressed mechanically by mechanism on robot
- includes 1 normally open (NO) and 1 normally closed (NC) pin




Rangefinders

- sonic sensors that emit a sound (often referred to as a 'ping')
- track distances by the amount of time it takes for the sound to return
- good for guidance and movement, prevent damaging crashes, help with scoring by sensing distance from goal
- uses speaker and microphone
- connected to roboRIO



Compass

- similar to gyro, determines orientation using magnetic field
- used less frequently than gyro, less convenient (harder to place, more temperamental, etc.), but still useful in determining orientation/angle
- must be mounted away from most electronics (susceptible to interference)



Cameras



- used for vision tracking
- multiple varieties (Axis or USB)
- connects to the VRM (voltage regulator module) and roboRIO (USB camera only)
- connects to PDB and cRIO (Axis camera only)
- able to track vision targets on field (totes, goal, etc.)



Encoders

- used most commonly with wheels
- track distance traveled
- use "ticks" that represent a certain distance (calculate how many ticks per wheel rotation and distance traveled per rotation, allow robot to go an exact distance based on desired number of ticks, useful in autonomous)
- also help control turns (have one wheel encoder go more ticks than another)
- can also connect to roboRIO

Encoders (cont.)



Quiz Time!

This quiz consists of 3 multiple choice review questions based on the information you have just received. Let's see how well you remember!

Question #1:

Which of the following sensors would be most useful in avoiding crashing into the field?

- A. Rangefinder
- B. Gyroscope
- C. Encoder

Answer #1:

A. Rangefinder

Rangefinders use a sonar-like system to detect objects nearby, including elements of the field.

Question #2:

What is the main function of a limit switch?

- A. Preventing robots from driving past a consistent shooting distance
- B. Stopping all robot action in case of an issue or obstacle, like brakes
- C. Preventing a part of the robot from moving past a preset range of motion

Answer #2:

C. Preventing a part of the robot from moving past a preset range of motion

Limit switches stop parts from moving past their preset positions, which helps in situations such as determining a scoring position.

Question #3:

True or false: A compass is used similarly to a gyroscope, but is often considered easier to work with.

- A. True
- B. False

Answer #3:

B. False

While a gyroscope and a compass do have similar purposes, it is generally agreed that gyroscopes are less temperamental (although compasses are still very useful).

Thanks!

**Hope you learned something about
sensors!**

Do Now Question #1

Which are the most equipped to help with scoring?

- A. Accelerometers and gyroscopes
- B. Cameras and limit switches
- C. Encoders and compasses

Do Now Answer #1:

B. Cameras and Limit Switches

Cameras help to track vision targets often placed on or around goals. Limit switches help to secure a preset scoring position by preventing the shooter/arm to go past the set position

Do Now Question #2

Which sensors can attach to the wheels of the robot?

- A. Encoders
- B. Limit Switches
- C. Compass

Do Now #2

A. Encoders

Encoders are often used to track distances (when connected to the wheel) by calculating the distance traveled by 1 wheel rotation, and then the amount of wheel rotations necessary to get to a desired point.